

What makes you tick?



INTERIOR DESIGN 2023

LEVEL 4-SUMMER PROJECT

What makes you tick?

this well known phrase meaning: what motivates you, what inspires you, what do you like?



GAUDI Sagrada Familia <https://www.tiqets.com/blog/inside-the-sagrada-familia/>
 LIBESKIND Jewish Museum <https://www.artforum.com/news/berlin-s-jewish-museum-will-no-longer-accept-donations-from-sackler-trust-79253>
 HORISHMA NAKAMURA Glass House <https://www.dezeen.com/2013/01/27/optical-glass-house-by-hiroshi-nakamura-nap/>
 YAIYOI KUSAMA - Mirror room <https://mymodernmet.com/yayoi-kusama-mirror-room-installations/>

YOUR SUMMER PROJECT

We would like to know what makes you tick...

Task

As shown on the previous slide, we would like you to find a minimum of 4 images to create a simple moodboard (A4 landscape) which sums up what makes you tick.

These can be images from architecture, nature, art etc.

Note: you will need access to this digital file during induction week, where we will print and pin up your responses.

**WE LOOK FORWARD TO
SEEING YOUR RESPONSE
TO THIS MINI PROJECT**

IF YOU HAVE ANY QUESTIONS ABOUT THIS BRIEF, PLEASE EMAIL:
nicola.harding@dmu.ac.uk

Reading and Media List



INTERIOR DESIGN 2023

READING AND MEDIA LIST

The following is a list of books, journals and websites that you will need to compliment your studies in interior design. There are a number that are essential to your studies and others that are particularly useful.

Essential 'summer' reading MUST READ for Level 4 (year 1) -

PLUNKETT, D. (2014) Drawing for Interior Design. (2nd Ed). London: Laurence King Publishing Ltd. (£17.72)

This book covers all stages of visual presentation as part of the interior design process, from the most basic initial sketches to fully developed computer-generated visualizations.

Following a brief introduction four chapters take the reader through the design process, from the basics to conception, presentation and production.

This second edition includes more practical advice on techniques, more case studies, step-by-step sequences and updated examples. With a varied and comprehensive range of images, this book is an invaluable, inspirational and practical resource for interior design students.

This is the perfect for your preparation for the programme and will be a helpful guide during your studies.

https://www.amazon.co.uk/Drawing-Interior-Design-Drew-Plunkett/dp/1780671776/ref=sr_1_3?d-child=1&keywords=drawing+interior+design&qid=1594980069&sr=8-3



READING AND MEDIA LIST

Essential Reading for Level 4 (year 1) – To read over year

The following books are considered essential for interior design to compliment your studies.

- BROOKER, G. STONE, S. (2010) **What is Interior Design?** Hove: RotoVision SA.
CHING, F. (2007) **Architecture - Form, Space & Order.** (3rd Ed.) Chichester: JohnWiley & Sons,Inc.
COTTRELL, S. (2008) **The Study Skills Handbook.** (3rd Ed.) Hampshire: Palgrave, Macmillan.
LITTLEFIELD, D. (2018) **Metric Handbook. Planning & Design Data.** (6th Ed.) Oxford: Routledge.
KARSSSEN, A. OTTE, B. (2014) **Model Making, Conceive, Create and Convince.** Amsterdam: Frame.

Books from this list can be borrowed from DMU's Kimberlin Library as a hard copy or you can also download 'e books' from the libraries website.

It is appreciated that books are expensive items, however if you are going to purchase any reference books for this programme and your potential career in design, you might want to consider a Metric Handbooks.

The Metric Handbook (£42.52) is the major handbook of planning and design data for architects and architecture students. Covering basic design data for all the major building types it is the ideal starting point for any project. For each building type, the book gives the basic design requirements and all the principal dimensional data, and succinct guidance on how to use the information and what regulations the designer needs to be aware of.

<https://www.amazon.co.uk/Metric-Handbook-Planning-Design-Data/dp/1138714682>



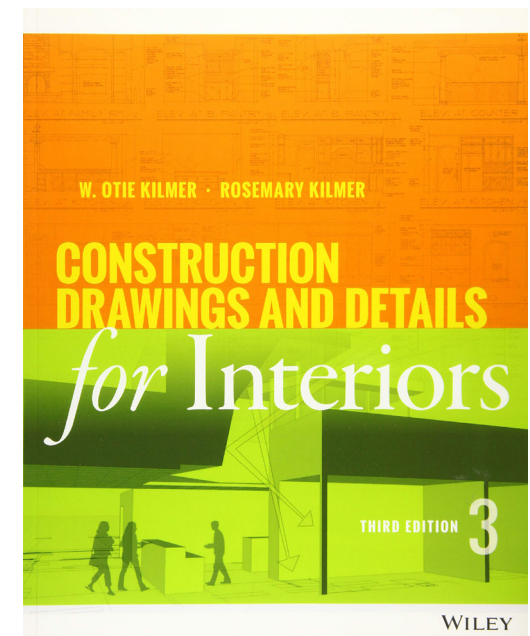
READING AND MEDIA LIST

Useful Reading for Level 4 (year 1)

- CHING, F. (2011) **A Visual Dictionary of Architecture**. (2nd Ed.) Chichester: JohnWiley & Sons, Inc.
- CHING, F. (1990) **Drawing. A Creative Process**. Chichester: JohnWiley & Sons, Inc.
- KILMER, W.O. KILMER, R. (2016) **Construction Drawings and Details for Interiors. (Basic Skills)** Chichester: JohnWiley & Sons, Inc.
- NEUFERT, E. NEUFERT, P. (2012) **Neufert's Architects' Data**. Chichester: Wiley-Blackwell. Available as e-book. (An alternative to the Metric handbook)
- NATALE, C. (2011) **Perspective drawing for Interior Space**. New York: Fairchild books
- PLUNKETT, D. (2015) **Construction and Detailing for Interior Design. 2nd ED**. London: Laurence King Publishing Ltd.
- SAGMEISTER, S. (2013) **Things I Have Learned in my Life So Far**. New York: Harry N Abrams.

A complete guide to preparing construction documentation from a design perspective *Construction Drawings and Details for Interiors* has become a must-have guide for students of interior design. It covers the essentials of traditional and computer-aided drafting with a uniquely design-oriented perspective. No other text provides this kind of attention to detail. Inside, you'll find specialty drawings, a sensitivity to aesthetic concerns, and real-world guidance from leaders in the field of interior design. Updated content is presented here in a highly visual format, making it easy to learn the basics of drawing for each phase of the design process.

<https://www.amazon.co.uk/Construction-Drawings-Details-Interiors-Rosemary/dp/1118944356/>



READING AND MEDIA LIST

Essential Reading for Level 5 (year 2) – To read over year


- CHING, F. (2014) **Building Construction Illustrated** (3rd Ed.) Chichester: John Wiley & Sons, Inc.
- ELAM, K. (2011) **Geometry of Design. (2nd Ed.)** New York: Princeton Architectural Press.
- EMMITT, S. GORSE, C. (2010) **Barry's Introduction to Construction of Buildings.** (2nd Ed.) Chichester: Wiley-Blackwell.
- HUDSON, J. (2010) **Interior Architecture, From Brief to Build.** London: Laurence King Publishing Ltd.
- LAWSON, B. (2006) **How Designers Think: The Design Process Demystified. (4th Ed.)** Oxford: Elsevier Architectural.
- MOXON, S. (2012) **Sustainability in Interior Design** .On-line version London: Laurence King Publishing Ltd.
- GIBBS, J. (2005) **Interior Design. (2nd Ed.)** London: Laurence King Publishing Ltd.
- KARSSSEN, A. OTTE, B. (2014) **Model Making, Conceive, Create and Convince.** Amsterdam: Frame.

The environmental impact of interior architecture and design practice is immense. This book highlights the need for designers to adapt the way they work and relearn lessons that have been lost.

Contrary to many preconceptions, sustainable design can be sophisticated and stylish. And by its nature, a sustainable approach means considering the whole life cycle of a project and therefore improving the functionality, quality, human enjoyment and, in the long term, bringing real social and economic benefits. This book has examples, techniques, and historical and contemporary case studies, all supported by useful resources and links.

A comprehensive reference book for anyone wanting to work in this area, Siân Moxon aims to introduce the ideas behind sustainability to design students while they are formulating their understanding of the industry, encouraging and inspiring them with positive, creative and practical alternatives.

https://www.amazon.co.uk/dp/1856698149/ref=rdr_ext



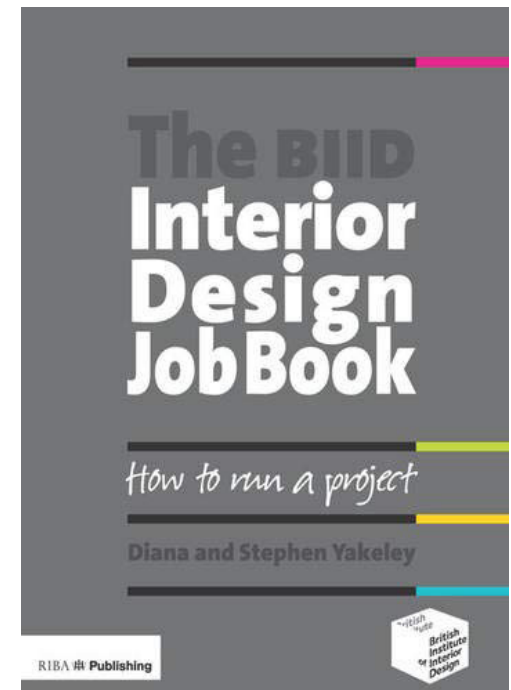
READING AND MEDIA LIST

Useful Reading for Level 5 (year 2)

- CHING, F. BINGGELI, C. (2012) **Interior Design Illustrated. (3rd Ed.)** Chichester: JohnWiley & Sons, Inc
- CHUDLEY, R. GREENO, R. (2016) **Building Construction Handbook.(8th Ed.)** Oxford: Butterworth-Heinemann.
- FOSTER, J.S. HARINGTON, R. (2007) **Mitchell's Structure & Fabric, parts i & ii. (7th Ed.)** London: Longman-Pearson.
- RYDER, B. (2005) **Bar and Club Design.** London: Laurence King Publishing Ltd.
- YAKELY, D. YAKELY, S. (2010) **The BIID Interior Design Job Book. How to Run a Project.** London: RIBA Publishing

The BIID Interior Design Job Book is the first book to set out the professional standard for running an interior design project. Suitable for all interior designers whether working alone or as part of a design team, and on projects of all sizes it provides guidance for every stage of a job, from appraisal of the client's requirements through to practical completion and payment. Set out as a step-by-step process which dovetails with the standard procedures used by architects and contractors, it is full of practical advice and includes model letters and specimen forms which can be quickly adapted to any job in question. It also contains guidance to the legal background, a clause-by-clause explanation of the standard form of client contract, as well as an introduction to space planning. Fully endorsed by the British Institute of Interior Design, the Job Book will bring a professional rigour to the way projects run and is vital for achieving a professional edge in a competitive field.

<https://www.amazon.co.uk/BIID-Interior-Design-Job-Book/dp/1859463495/ref=asc>



READING AND MEDIA LIST

Essential Reading for Level 6 BA & MDes (year 3) – To read in term one

- CAAN, S. (2014) **Rethinking Design and Interiors. Human Beings in the Built Environment.** London: Laurence King Publishing.
- DUNN, N. (2010) **Architectural Modelmaking.** London: Laurence King Publishing Ltd.
- KARSSEN, A. OTTE, B. (2014) **Model Making, Conceive, Create and Convince.** Amsterdam: Frame.

The world and the people living in it are increasingly and rapidly being affected by environmental and technological changes. It is imperative that the design profession addresses these developments with a new way of thinking. This book points the way for the design of interiors in this newly complex world and will be indispensable for students, practitioners and theoreticians.

The book is divided into four chapters that explore aspects of the human experience of the interior, from man's earliest search for shelter to an outline of past and current thinking on design, psychology and well-being. An epilogue looks at such future concerns as population growth and sustainability and suggests how the design profession can confront these challenges.

Rethinking Design and Interiors is a fascinating exploration of how art and science can come together for the benefit of those who inhabit the built environment.

https://www.amazon.co.uk/Rethinking-Design-Interiors-Humans-Environment/dp/1856697568/ref=tmm_pap_swatch_0?



READING AND MEDIA LIST

Additional Books

Additionally, as you may be aware, there are many other inexpensive, books on design & architecture. Recommended are series by publishers such as **Taschen** (taschen.com), **Phaidon** (phaidon.com) and **Prestel** (prestel.txt.de) and **Thames & Hudson** (thameshudson.co.uk).

It is also worth bearing in mind that many graduating students often sell on their books second-hand so it is worth keeping an eye on the interior design noticeboards.

Magazines + Subscriptions

Magazines are an invaluable source for contemporary interior design and reference material for research, image boards and product information and as such we strongly recommend you familiarize yourself with what is available. It can often be a good idea to subscribe to receive your own personal copies.

Subscriptions come in the form of 2 versions. There is the traditional hard copy offered by all publishers (offering student rates) and there is the more recent digital subscription service offered by an increasing amount of relevant publishers.

The library offers all hard copies, but you want to consider the benefits of a digital subscription as it is:

- a) Significantly cheaper (in the case of FRAME digital -6 copies for 1 year = £27, compared to £60 1- year hard copies)
- b) Zoom, save and download images (negating the need for scanning in)
- c) Order product supplier catalogues easily with direct web-links
- d) Search for architects, designers and manufacturers easily

The following magazines are highly recommended and those underlined also offer digital versions as well.
blueprint; designer; architectural review; icon; architecture today; intra; MARK; FX; wallpaper;

All of the above are available in the Kimberlin Main Library as well as the following which you will find relevant at some point during your studies:
Grand Designs (from the Channel 4 series); Abitare; Form; Domus (Italian Interiors magazine; printed in English);
Mondo Arc (Lighting); Night (Bar & Club Design); Sleeper (Hotel Design); Theme (Bar & Restaurant Design); Living etc.; Detail (Construction).

READING AND MEDIA LIST

There is also the resources centre located in the Architecture department that you are able to access. This is supervised and is highly recommended. This contains trade and technical literature, materials catalogues and samples, Ordnance Survey maps, CD data and facilities for on-line technical enquiries (similar to the reference systems and materials available in an architectural practice) and on-line access to the University Library catalogue system.

Interior Design - Subject recommended website list –

Below is a list of websites that will be of benefit over your course of study. Many have further associated links contained within that will also be of use. Click on the links, bookmark them, if you have your own personal computer and initiate your own website reference library.

<http://www.architecture.com/>

official RIBA (Royal Institute British Architects) website - as above and good links to architectural practices etc..

<http://www.arplus.co.uk/>

official site of Architectural Review magazine. Excellent resource centre on all issues relating to design and excellent links, in particular to architectural practices.

<http://www.designcouncil.org.uk/>

The Design Council enhances prosperity and well-being in the UK by demonstrating and promoting the vital role of design in a modern economy.

<http://www.dba.org.uk/>

The Design Business Association exists to promote professional excellence through productive partnerships between commerce and the design industry to champion effective design which improves the quality of people's lives.

<http://www.dezeen.com/>

De Zeen Magazine. Architecture, Interiors, Design. Features up-to-date projects across the whole field, from residential, bars, architecture and sculpture.

READING AND MEDIA LIST

<https://biid.org.uk/>

The British Institute Interior Design (BIID) exists to promote and support the interior design professions. Mainly decorative design.

<http://www.conran.com/>

specialising in Modern and Contemporary Furniture.

<http://www.framemag.com/>

website of Frame magazine - huge reference library for interior and building products and Frame books.

<http://www.thenbs.com>

specification and construction information

<http://www.buildingcentre.co.uk/>

established focal point for all aspects of architecture and design, construction and planning, home improvement, DIY and self build.

<http://www.csd.org.uk/>

Chartered Society of Designers. Aiming to promote the professional side of designers.

<http://www.architonic.com>

excellent reference library for interior and building products and materials.

Materials and Equipment



INTERIOR DESIGN 2023

Materials and Equipment for the Interior Design Course

At the beginning of Year 1, you will be introduced to the range and use of equipment used in the subject area. It can help to purchase some of the essential basic materials in advance. In other cases it can be wise to wait until you start the course or to see if items can be purchased from other students or as and when you need them.

The materials and equipment for each timetabled session will be communicated in advance to ensure you are prepared.

Essential equipment is needed for the beginning of term The brands are only suggested for quality and cost effectiveness.

Best prices are normally online, so shop around. There are places in Leicester where you can buy your design materials and these are:

Art and Design materials shop, in the Leicester Gallery, Vijay Patel Building. T


This shop stocks a wide variety of art materials, stationery items and IT consumables. The copy bureau offers photocopying up to size in colour and black and white, metal wire binding and laminating up to A3 size.

Gadsby's, 22 Market Place, Leicester LE1 5GF

Tel: 0116 2517792

Monday - Saturday 9.00am - 5.00pm


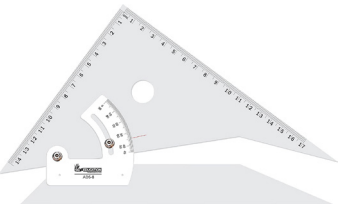


INTERIOR DESIGN 2023



DMU Interior Design- Materials and Equipment List 2023



DRAFTING-Essentials-1 of 2

Item	Image	What it is for	Where to get it	Approximate Cost
A2 Portable Drawing Board with Parallel Motion - we have a number of these left by students which you can use - you may however still wish to purchase your own to use at home.		Starting in week 1, you will be learning to draft manually; plans, sections and elevations, using a drawing board. This is a personal and essential piece of equipment which you will be using both on and away from campus.	For the best price, you are advised to shop online. https://www.amazon.co.uk/Bh-Drawing-Challenge-Drawing-Board-A2/dp/B003VONVN0/ref=lp_1776572031_1_1?srs=1776572031&ie=UTF8&qid=1594831722&sr=8-1	£ 55- £100
Adjustable Set Square 300mm with Inking Edge		The set square will be used in conjunction with your drawing board to allow you to draw tidy vertical and angled lines in the creation of plans, sections and elevations.	For the best price, you are advised to shop online. https://www.amazon.co.uk/SG-Education-ADS2M8-Adjustable-Square/dp/B0756RFHWW	£10
Scale Ruler – Metric A Academy triangular Scale Ruler 300mm 1:1 1:2 1:5 1:10 1:20 1:50 1:100 1:200 1:500 1:1000 1:1250 1:2500		A scale ruler is essential for interior design practice as it allows you to work at different scales of plans, section and elevations. Make sure your scale ruler is metric and has the prescribed scales.	For the best price, you are advised to shop online. https://www.amazon.co.uk/Helix-300mm-Metric-Triangular-Scale/dp/B0027VSH32/ref=sr_1_5?dchild=1&keywords=Helix+300mm+-Metric+Triangular+Scale+Ruler&qid=1594905768&sr=8-5	£6-£10
Propelling Pencil/ Mechanical Pencil 0.35, 0.50 or 0.70		Mechanical pencils allow precision drafting and cleanness of line work.	There is no specific pencil to advise. The link is for guidance. https://www.amazon.co.uk/rOtring-Mechanical-Pencil-Assorted-Barrels/dp/B001J8C11Q/ref=sr_1_6?crid=C8V0C4C26SQU&dchild=1&keywords=rotring+mechanical+pencils&qid=1594906241&spre-fix=rotring+mechanical+pencils%2Caps%2C166&sr=8-6w	£2-£9 (for 3)

DMU Interior Design- Materials and Equipment List 2022







DRAFTING-Essentials-2 of 2

Item	Image	What it is for	Where to get it	Approximate Cost
Black Fine Line/ Drafting Pens: Two thickness required 0.35 and 0.70		Drafting pens are used to finalise your manual drawn plans, sections and elevations. They should provide precision and cleanness of line. You are advised to have at least two pens with distinct line weights i.e. one thick, one thin.	There is no specific recommendation. The link is for guidance. https://www.amazon.co.uk/Zebra-Zensations-Technical-Drawing-Fineline/dp/B07GFGWXZV	£2- £6(a set)
Drafting/ masking tape		Drafting tape is low tack and is used to attach your paper to your drawing board without causing damage to the paper.	All DIY stores or art stores	£1 per roll
A2 Tracing paper pad		Tracing paper is the best paper to use for drafting as it can withstand erasing and can be layered to create an 'iteration' of a plan, section or elevation. You will be mostly producing A2 or A3 drawings, so an A2 pad is most cost effective.	There is no specific recommendation. The link is for guidance. https://www.postofficeshop.co.uk/office-supplies/notebooks-and-notepads/other-books-and-pads/goldline-a2-professional-tracing-pad-50-sheets-gpt1a2/	£19 per 50 sheet pad
Standard Eraser		As you would expect, an eraser is used to change your pencil work on drafted plans, sections or elevations.	All stationery or art suppliers stores	£1
Technical pair of compass with option to hold drafting pen		Manual drafting will require the use of drawing clean and precise circles or partial circles e.g. doors. A pair of compasses which can hold your drafting pen is essential to produce final drawings.	There is no specific recommendation. The link is for guidance. https://www.amazon.co.uk/Staedtler-Professional-555-Extension-Technical/dp/B001U3V168?ref_=fspr_pl_dp_12_9469058031	£15- £40

DMU Interior Design- Materials and Equipment List 2022







DRAWING-Essentials-1 of 1

Item	Image	What it is for	Where to get it	Approximate Cost
A3 Layout Pad		You will be using a lot of A3 layout paper for your design sketchbooks. Layout paper is light weight and allows you to overlay your sketches, to trace through from a previous iteration. The size of the paper allows for lots of sketch exploration on one sheet.	There is no specific recommendation. The link is for guidance. https://www.postofficeshop.co.uk/office-supplies/notebooks-and-notepads/other-books-and-pads/goldline-a3-white-layout-pad-80-sheets-gpl1a3/?gclid=EAlaQobChMlnfjD9PrR6glVyOvtCh3kwAD1EAQYBCABEgK-UPD_BwE	£7 per 80 sheet pad
Drawing pencils- variety		You will be undertaking a lot of drawing on this programme, including some 'life drawing'. It is important that you have some pencils that you are comfortable making sketches with and allows you to explore shapes and forms.	There is no specific recommendation. The link is for guidance. https://www.amazon.co.uk/Winsor-Newton-Precision-Sketching-Assorted/dp/B07FML92JL/	£1-£8.50 a small box
Coloured Pencils		Through sketching, you will need to communicate colour, texture and light. This can be done in a number of ways, which will be exploring over the programme; however, colour pencils are a quick and efficient method of getting ideas on to paper.	There is no specific recommendation. The link is for guidance. https://www.amazon.co.uk/Staedtler-185-C24-Colour-Colouring/dp/B00SF4NTF6/	£5 for a 24 piece set
Coloured Pens		Coloured pens, like Sharpies, can be used for more than just creating blocks of colour on sketches. Colour pens will allow you to distinguish and highlight lines in your sketch exploration, zone plans and mind maps.	There is no specific recommendation. The link is for guidance. https://www.amazon.co.uk/Sharpie-Permanent-Marker-Colour-Burst/dp/B01DA5ENU4/	£14 for a 24 piece set

DMU Interior Design- Materials and Equipment List 2022



MODEL MAKING-Essentials-1 of 1

Item	Image	What it is for	Where to get it	Approximate Cost
A2 Cutting Mat		Making models is an essential part of any 3D design programme. A drawing mat will save yours and our work tops from gouges and scratches.	https://www.amazon.co.uk/Rolson-60809-A2-Cutting-Mat/dp/B0053PADJU/	£10
Craft Scalpel with changeable blades		To achieve clean and straight cuts in your model making, a sharp craft scalpel is needed. Blades blunt quite quickly, so purchasing a scalpel with changeable blades is cost effective.	There is no specific recommendation. The link is for guidance. https://www.amazon.co.uk/Modelcraft-PKN9210-Scalpel-Handle-Blades/dp/B06ZYL RH6H/ref=pd_lpo_20	£6.50 with 5 replacement blades
Metal Safety Ruler- Minimum 300mm		A metal ruler allows you to cut straight edges with a sharp scalpel. This safety ruler allows you cut the material whilst protecting your fingertips?	https://www.amazon.co.uk/Scanlansarts-Wholesale-Metal-Safety-Rule/dp/B002KLRA82	£5
All Purpose Adhesive		The best glue for model making is general purpose adhesive, such as Bostick or Uhu. You are advised to not use super glue or PVA.	All stationery or art suppliers stores	£3

Other Equipment

Clear A2 folder

In order to keep work together when submitting for assessment, it would be useful to purchase a clear A2 folder for this activity. Cost approx. £9.00 from Amazon or similar.

Personal Computers

Many students choose to invest in a laptop over a desktop computer for portability. However, small screens and touch-pad controls are not always appropriate for design-based software. If you are considering purchasing a laptop, also consider a separate keyboard, mouse, and laptop cradle to make sure you are able to work for long periods of time without causing unnecessary stress to your neck and back.

You will have access to a large suite of design led software, either with a licence you can download to your personal computer, or via remote access to the computers on campus. Your personal computer doesn't need to run all of the high specification industry programmes, however it would be an advantage to be able to run the following software.

Adobe Creative Suite (Photoshop and InDesign)

<https://helpx.adobe.com/uk/creative-suite/kb/cs6-system-requirements.html>

AutoCAD

<https://knowledge.autodesk.com/support/autocad/troubleshooting/caas/sfdcarticles/sfdcarticles/System-requirements-for-AutoCAD.html>

SketchUP Pro

<https://help.sketchup.com/en/sketchup/system-requirements>

Other Equipment

Paper and Board

You will get through a large amount of card / mount-board, foam-board and various papers which are always used for sketch and finished models and nearly all presentations, so it would be helpful to stock up on these, in particular

Portable Hardware Drives

You will also need a variety of portable hard drives (e.g. pen drives / USB sticks etc.) for your digital data. File sizes can be very large so a large amount of memory is useful (e.g. 10GB). This will be discussed in further detail once you start. Please note that the interior design department teaches on PCs but it would be wise to ensure all external data drives are compatible cross platform which will allow you to work between a PC and Macs.

Marker Pens and Other Specialist Drawing Equipment

The DMU Interior Design programme prides itself on developing individual design visuals and not a 'house style'. As such the equipment you choose to purchase will be influenced by your own style and preferences.

Marker pens are traditionally used for sketch visuals in the design industry, however these can be very costly items. If you do go down this route, you are advised to buy only a small 'starter pack' of colours and build on these as and when you need them. Individual colours can be purchased at the DMU material shop or any good art equipment supplier.

Other mediums you may consider is paint (e.g. water colour) , inks, pastel or crayon. You may already have these items from previous art-based courses.

Miscellaneous

Other equipment useful for this programme could be: a 5-meter metal tape measure, adhesive stick (Pritt Stick), spray adhesive.