







Equipment List for Fashion Buying with Design and Technology pathways

Item	Purpose
PC / Laptop	PCs are available around campus, but having your own that can cope with the graphics that you will learn from the Adobe suite would make learning easier
Fabric shears (good quality) 	ESSENTIAL. Cheap scissors blunt easily and will damage your fabric when cutting. Go for a 12cm blade. https://www.amazon.co.uk/Fiskars-Classic-Dressmaking-Scissors-Length/dp/B0001P08L0/ref=sr_1_5?keywords=fabric+shears&qid=1562059577&s=gateway&sr=8-5
Paper scissors 	ESSENTIAL. A 12cm blade will help you cut accurate patterns. https://www.amazon.co.uk/Westcott-inch-Easy-Grip-Scissor/dp/B000MQAY7G/ref=sr_1_7?crid=3VUXSH1J3XWN4&keywords=paper+scissors&qid=1562059676&s=gateway&sprifix=paper+scissors%2Caps%2C123&sr=8-7
Tape  Measure	ESSENTIAL. Metric - must have Centimeters – you will be measuring. https://www.amazon.co.uk/JUNGEN-120-Inch-Measure-Sewing-Tailor/dp/B01E3UYWBK/ref=sr_1_12?keywords=metric+tape+measure+dressmaking&qid=1562059867&s=gateway&sr=8-12
Graders Set Square or Pattern Master In metric 	ESSENTIAL. This helps you draw accurate angles when making your patterns. https://www.amazon.co.uk/HAND-Pattern-Marking-Making-Students/dp/B00B90F3R0/ref=sr_1_8?hvadid=80126941774656&hvbmt=bb&hvdev=c&hvqmt=b&keywords=graders+square&qid=1562059411&s=gateway&sr=8-8
Mechanical HB pencil with extra leads or 2H pencils	ESSENTIAL. This helps you draw fine lines. No B pencils please!
Masking Tape 1 roll	ESSENTIAL.

Un-  picker	ESSENTIAL. Very useful for unpicking machine stitches quickly.
Sharpener	NOT ESSENTIAL. Pencil must always be sharp!
Rubber	NOT ESSENTIAL. To erase our mistakes!
Fineliner pens (0.3, 0.5 & 0.7)	NOT ESSENTIAL. For working drawings – unless using CAD.
Hand Sew Needles	NOT ESSENTIAL. A pack is always handy.
Steel Pins (no glass or pearl heads)	NOT ESSENTIAL. Large heads damage the machine/Iron if you forget to take one out.
Clickers Awl (also known as a bradle)	NOT ESSENTIAL. For marking & checking patterns and fabric. 
Notchers	NOT ESSENTIAL. The most vital bit of kit in ensuring accuracy with your patterns. I will share mine.
Snips or Embroidery Scissors	NOT ESSENTIAL. Small scissors for use at the machine
Tailors Chalk – square or pencil	NOT ESSENTIAL. To mark fabric

**PLEASE MAKE SURE THAT YOU LABEL ALL EQUIPMENT WITH
YOUR NAME!**

Items can be purchased from Amazon – see links, or www.morplan.com/students, department store or specialist haberdashery shop.

Left handed fabric shears, paper scissors and snips are available.

Please order your equipment well in advance of the course start date.

If you order from Morplan (www.morplan.com/students) you will be ordering at the same times as thousands of other students and may not have the equipment for the start of the course.

Recommended Books

You don't have to buy these!

New Complete Guide to Sewing, Readers Digest, ISBN 978-0-276-44416-6. Approx. £15.99.

This is more of an instructional manual that provides detailed pictures to show you how to make garments. Very useful if you have never stitched before.

Fashion Source Book, Kathryn McKelvey, published by Blackwell Science, ISBN 0-632-03993-0 Morplan Ref 11520. Approx. £20.99.

This book details many styles and historical references that may help you to develop design ideas.

Basics: Fashion Design 03; Construction, AVA publishing, ISBN 9-782940-373758. Approx. £20.00.

An excellent visual source of all the stages from design to production: highly recommended.

Metric Pattern Cutting for Women's Wear, Blackwell publishing, ISBN 978-1-4051-7567-8. Approx. £25.00.

This details block drafting and pattern manipulation, as well as a few fit issues. You will be taught the basics; however this book will help you to develop on your own.

There are many more books on the subject and undoubtedly; the more reading you do the better aware you become.

Check www.amazon.co.uk for any bargains.

All students are expected to have memory sticks to save, back up and keep copies of work.